

# PRODUCT DATASHEET

## DR DS-PFM -40/220-240/1A0

LED DRIVER DIP-SWITCH PERFORMANCE | Constant current LED driver with dip-switch current setting



### AREAS OF APPLICATION

- Suitable for LED luminaires and LED modules
- Applicable for luminaires of protection classes I and II
- Suitable for build-in luminaires with adjustable current setting
- For indoor SELV installations
- Offices, shopping centers, hospitals, restaurants, hotels

### PRODUCT BENEFITS

- High flexibility due to adjustable output currents via dip switch
- Low flickering enables high light quality as well as good visual comfort
- 5 years guarantee
- Slim housing for narrow installations
- High efficiency and reliability

### PRODUCT FEATURES

- Available in 20 W, 30 W, 40 W
- Independent installation with optional Cable Clamp Kit
- Lifetime: up to 50,000 h (at max. tc temperature)
- Type of protection: IP20
- Low ripple current < 5%
- Supply voltage: 220...240 V
- Operating frequency: 50/60 Hz
- Safety according to EN 61347-1, 61347-2-3, 61347-2-13, 62384
- Immunity according to EN 61547

**TECHNICAL DATA**

Electrical data

<b>Nominal voltage</b>	220...240 V
<b>Mains frequency</b>	50/60 Hz
<b>Input voltage AC</b>	198...264 V <sup>1)</sup>
<b>Total harmonic distortion</b>	16 % <sup>2)</sup>
<b>Power factor λ</b>	0.95 <sup>3)</sup>
<b>ECG efficiency</b>	89 % <sup>4)</sup>
<b>Device power loss</b>	4.6 W <sup>5)</sup>
<b>Protective conductor current</b>	0.5 mA
<b>Inrush current</b>	30 A <sup>6)</sup>
<b>Max. ECG no. on circuit breaker 10 A (B)</b>	10
<b>Max. ECG no. on circuit breaker 16 A (B)</b>	16
<b>Max. ECG no. on circuit breaker 25 A (B)</b>	25
<b>Surge capability (L-N)</b>	1 kV
<b>Nominal output voltage</b>	25...40 V <sup>7)</sup>
<b>U-OUT (working voltage)</b>	55 V
<b>Nominal output current</b>	1050 mA <sup>8)</sup>
<b>Output current tolerance</b>	±5 %
<b>Output ripple current (100 Hz)</b>	< 5 %
<b>Nominal output power</b>	40 W <sup>9)</sup>
<b>Galvanic isolation</b>	SELV
<b>Galvanic isolation primary/secondary</b>	3.75 kV

<sup>1)</sup> Permitted voltage range

<sup>2)</sup> At full load, 220...240 V, 50 Hz

<sup>3)</sup> Full load at 230 V

<sup>4)</sup> At full load and 230 V

<sup>5)</sup> At maximum LED load of 42 W

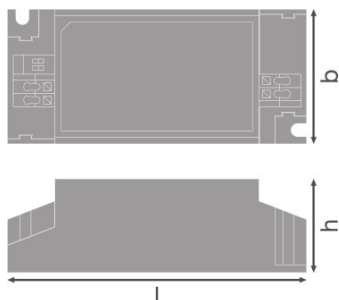
<sup>6)</sup>  $t_{width} = 250 \mu s$  (measured at 50 %  $I_{peak}$ )

<sup>7)</sup> Maximum 55 V

<sup>8)</sup> ±10%

<sup>9)</sup> Partial load 32...42 W

Dimensions & weight



<b>Length</b>	98.0 mm
<b>Width</b>	44.0 mm
<b>Height</b>	30.0 mm
<b>Mounting hole spacing, length</b>	88.0 mm
<b>Mounting hole spacing, width</b>	35.0 mm
<b>Cable cross-section, input side</b>	0.75...1.5 mm <sup>2</sup>
<b>Cable cross-section, output side</b>	0.5...1.5 mm <sup>2</sup>
<b>Product weight</b>	124.00 g
<b>Wire preparation length, input side</b>	8.0...9.0 mm
<b>Wire preparation length, output side</b>	8.0...9.0 mm
<b>Prewired</b>	No

Colors & materials

<b>Body material</b>	Plastic
----------------------	---------

Temperatures & operating conditions

<b>Ambient temperature range</b>	-20...+45 °C
<b>Maximum temperature at tc test point</b>	75 °C
<b>Max.housing temperature in case of fault</b>	95 °C
<b>Permitted rel. humidity during operation</b>	10...90 % <sup>1)</sup>

<sup>1)</sup> Maximum 56 days/year at 90%

Lifespan

<b>ECG lifetime</b>	50000 h <sup>1)</sup>
---------------------	-----------------------

<sup>1)</sup> At maximum T<sub>c</sub> = 75°C / 10% failure rate

Additional product data

<b>Encapsulated</b>	No
---------------------	----

## Capabilities

Dimmable	No
Overheating protection	false
Overload protection	Yes
Short-circuit protection	Yes
Max. cable length to lamp/LED module	2.0 m
Suitable for fixtures with prot. class	I / II
Type of connection, output side	Push terminal
Suitable for no-load mode operation	Yes

## Certificates &amp; standards

Approval marks – approval	Nemco / CE
Standards	Acc. to EN 61347-1/Acc. to EN 61347-2-13/Acc. to EN 55015/Acc. to EN 61547/Acc. to EN 61000-3-2/Acc. to EN 62384
Type of protection	IP20
Protection class	II




## Logistical data

Temperature range at storage	-20...+75 °C
------------------------------	--------------

## EQUIPMENT / ACCESSORIES

- Cable Clamp Kit to ensure proper strain relief

## DOWNLOAD DATA

File
 User instruction LED DRIVER PERFORMANCE CC DIP SWITCH
 Product Datasheet DR DS-PFM-40220-2401A0
 Declarations of conformity EU Declaration of Conformity 3563380

## LOGISTICAL DATA

Product code	Packaging unit (Pieces/Unit)	Dimensions (length x width x height)	Gross weight	Volume
4058075239791	Folding carton box 1	106 mm x 47 mm x 37 mm	133.00 g	0.18 dm <sup>3</sup>
4058075239807	Shipping carton box 10	235 mm x 205 mm x 80 mm	1544.00 g	3.85 dm <sup>3</sup>

---

4058075254794	Shipping carton box 50	460 mm x 245 mm x 220 mm	8153.00 g	24.79 dm <sup>3</sup>
---------------	---------------------------	--------------------------	-----------	-----------------------

---

The mentioned product code describes the smallest quantity unit which can be ordered. One shipping unit can contain one or more single products. When placing an order, for the quantity please enter single or multiples of a shipping unit.

---

#### REFERENCES / LINKS

For Guarantee see

▶ [www.ledvance.com/guarantee](http://www.ledvance.com/guarantee)

---

#### DISCLAIMER

Subject to change without notice. Errors and omission excepted. Always make sure to use the most recent release.